













# Bacterial Study Worksheet

**Part II. Bacteria Observations** — Label drawings with culture source and microscope magnification.



**Part III. Bacteria Observations** — Label drawings with culture source and microscope magnification.



# Classification Key Worksheet

- 1A** If object ..... go to 2
- 1B** If object ..... go to 3
- 2A** If object .....
- 2B** If object .....
- 3A** If object .....
- 3B** If object .....
- 4A** If object .....
- 4B** If object .....
- 5A** If object .....
- 5B** If object .....
- 6A** If object .....
- 6B** If object .....
- 7A** If object .....
- 7B** If object .....
- 8A** If object .....
- 8B** If object .....
- 9A** If object .....
- 9B** If object .....
- 10A** If object .....
- 10B** If object .....